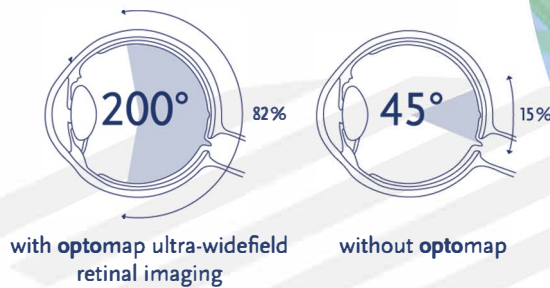


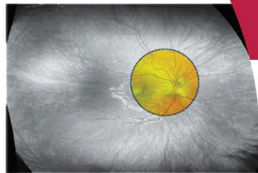
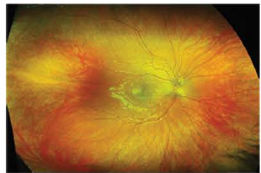


Protect your vision and your health with Optomap



Comparison of Fields of View

An optomap retinal image compared to conventional devices in a single capture



GET IN TOUCH

01743 233 486

PATIENTS NOW HAVE 3 OPTIONS WHEN BOOKING AN EXAMINATION

1- Full retinal imaging examination to include optomap and OCT.

£89 / £69* *with NHS entitlement

This higher tier examination includes everything the enhanced examination provides but also **INCLUDES** the very latest pioneering technology called **Optomap**. The optomap ultra-wide retinal scan is a unique technology that captures more than 80% of your retina in a single image while traditional imaging methods typically only show 15% of your retina at one time. Optomap facilitates early protection from vision impairment or blindness, as well as facilitating early detection of life threatening diseases such as cancer, stroke, and cardiovascular disease.

2- Enhanced eye examination to include OCT - Ocular coherence tomography.

£59 / £39* *with NHS entitlement

A comprehensive examination of a minimum of 45 minutes. Enhanced retinal 3D scanning (OCT). Wide field retinal examination using sophisticated technology, threshold visual fields and anterior eye imaging as appropriate. Dilation and photography, which is essential for a comprehensive eye examination. Ultra high definition digital biomicroscopy with infrared imaging to establish cause of dry eye problems, and aid targeted treatment plans.

3- Standard NHS sight test (with NHS eligibility).

A shorter appointment. Does not include any additional examinations outside of the General Ophthalmic Services NHS sight test requirements

*Optomap is the **only** exam that captures more than 80% of your retina in one panoramic image.*

The exam is fast and pain-free and nothing touches your eye
**NO PUPIL DILATION
DROPS REQUIRED**



4&5 Dogpole
Shrewsbury
SY1 1EN

T: 01743 233 486
E: info@shrewsburyoptometry.co.uk
W: shrewsburyoptometry.co.uk